

PowerSchool APP

PowerSchool Mobile is designed to improve parent engagement and student accountability with easy, instant access to real-time student performance from any Android or iOS device, including Apple Watch.

****IMPORTANT: You MUST set up your Parent Portal account via the Web-based Portal first BEFORE you can sign-in on the APP****

Step 1: Go to Google Play Store or Apple App Store



Step 2: Search for PowerSchool Mobile



Step 3: Install App

Step 4: Open App once Install is Complete




**PowerSchool
Mobile**

PowerSchool Group LLC

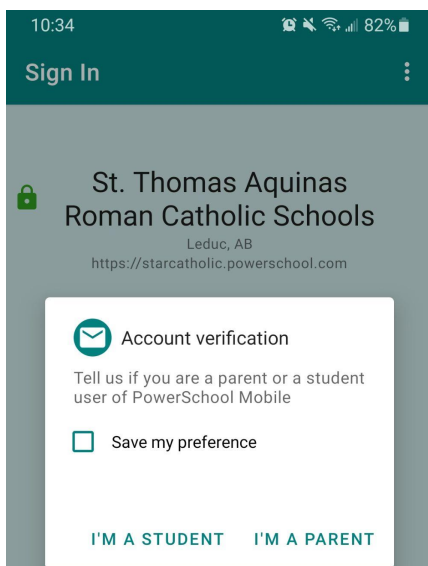
Uninstall

Open

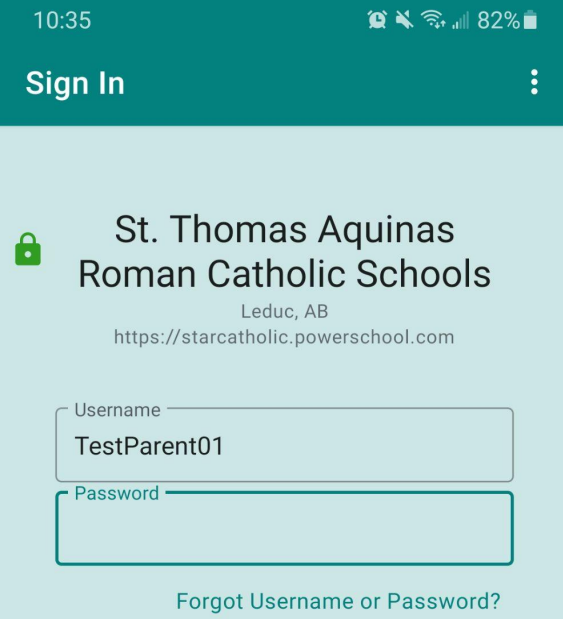
Step 5: Enter in District Code CCMK is STARCatholic's PowerSchool Mobile APP Code **You will also see this code listed on the left hand navigation pane on the Parent Portal**



Step 6: Click Continue - Account verification popup will appear. You will confirm that your school district is correct, you will then choose if you are a parent or student. Click on the appropriate selection



Step 7: Enter in your Username and Password that you set up on the Web-Based Parent Portal (www.starcatholic.powerschool.com/public) If you have not done so already you will need to do this BEFORE you can proceed.



The screenshot shows a mobile application interface for signing in. At the top, the status bar displays the time 10:35, signal strength, Wi-Fi, and 82% battery. Below this is a dark teal header with the text "Sign In" and a three-dot menu icon. The main content area has a light teal background. It features a green padlock icon to the left of the school name "St. Thomas Aquinas Roman Catholic Schools". Below the name, it says "Leduc, AB" and the URL "https://starcatholic.powerschool.com". There are two input fields: "Username" with the text "TestParent01" and "Password" which is currently empty. At the bottom of the form area, there is a link that says "Forgot Username or Password?".

Step 8: Once you have entered in your Username and Password and click 'Done' you will get logged into the Mobile App. The First Screen will be the dashboard showing Class Overview, Assignments (upcoming, recent & status), Attendance and School Bulletins. *To leave the app click on More (bottom right hand of screen) > Account > Sign Out*